



INSPIRED

Restorations

Only the best windows for your home...

BEAUTY

Window Styles
Sliding Patio Door
Decorative Glass
Grids & Simulated Divided Lites
Interior Finishes
Hardware Options
Madera Trim
Exterior Colors
Brickmould & Full Frame

COMFORT

Latitude Glass Options
Interior Low-E
Noise Reduction Glass
Industry Ratings & Efficiency

CRAFTSMANSHIP

Blinds & Convenience Options
Window Design
Lifetime Warranty

Your home is your biggest investment. Give it the extra boost of curb appeal you're craving.

Restorations® windows can give you a beautiful new view from both inside and outside your home. Choose from a wide variety of designer options and styles to find your perfect replacement window.

With Restorations, it's not just about finding a new window; it's about finding the window that will truly express your lifestyle and point of view.



Restorations

BEAUTY YOU CAN PERSONALIZE

- Window Styles » *Double Hung*
- Single Hung*
- Sliding*
- Casement*
- Awning*
- Geometric Specialty Shape*
- Bay*
- Bow*
- Picture*
- Projected Frame*
- Garden*
- Sliding Patio Door
- Decorative Glass and Grids
- Simulated Divided Lites and Meeting Rails
- Interior Colors and Finishes
- Architectural Hardware
- Madera™ Premium Interior Trim
- Exterior Color Options
- Brickmould and Full Frame

UNIQUE

A window tradition with a designer twist

Double Hung



- » FiberCore™ structural sash stiles for maximum strength
- » Minimal maintenance and easy operation with tilt-in feature, contoured lift-rails and pre-tensioned, dual pulley Block & Tackle balance system
- » Advanced, triple weather-stripping seals for top efficiency performance
- » UltraCore® polyurethane window frame insulation provides added comfort and the ultimate in energy efficiency
- » Coved interior glazing bead for added elegance
- » Q4 Quick Lock and Release System™ integrates the tilt-in function into the lock lever for ease of use and a cleaner line
- » Extruded aluminum screen frame with heavy-duty aluminum corner reinforcements for years of worry-free performance

RESTORATIONS®
WINDOWS OFFER
UP TO 27% MORE
VIEWING AREA
THAN OTHER
REPLACEMENT
WINDOWS

Single Hung




- » Identical appearance to the Double Hung window, with coved interior glazing bead and Q4 locks, but only one movable sash
- » Lower sash offers tilt-in feature, contoured lift-rails and pre-tensioned, dual pulley Block & Tackle balance system
- » Advanced, triple weather-stripping seals maximize efficiency
- » Extruded aluminum screen frame with heavy-duty aluminum corner reinforcements for years of worry-free performance



Restorations® windows are designed with the beauty of American architecture in mind. With our double coved and contoured window design, not only will your windows beautifully frame your view from inside your home, but your neighbors will envy the look of your home from the curb.



Painter's White Double Hung exterior featuring the beauty of our double coved and countered window design.





Where form and function flow together, beautifully

KEEPING
YOUR VIEW
BEAUTIFUL
IS EASY WITH
SWING-IN
SASHES
THAT CAN
BE CLEANED
FROM INSIDE
YOUR HOME



Sliding



- » Our signature narrowline window design for maximum glass viewing area
- » Coved interior glazing bead for traditional design lines
- » UltraCore® polyurethane window frame insulation provides added comfort and the ultimate in energy efficiency
- » FiberCore® sash for added efficiency and performance
- » Standard sliding window provides easy, lift out sashes
- » Lift-out features tandem dual brass rollers featuring a stainless steel axle for years of worry free performance
- » Swing-in sashes can be easily cleaned from inside your home
- » Ventilation night latches allow safe venting for air flow



Open yourself up to a range of possibilities

Casement



- » One of the industry's lowest air infiltration rates
- » Optional Performance Sash System offers 1 $\frac{3}{8}$ " overall triple glazed insulated high performance glass package
- » Optional deeper sash allows for the combination of ENERGY STAR qualifying glass system with SunBlinds™
- » Stepped internal and contoured external design maximizes the beauty while minimizing the appearance of the frame and sash
- » Low profile, full-flip nesting handle controls up to three locking points for added security
- » Squareness ensured through adjustable hinge system
- » Dual weather-stripping system with compression and primary weather seals protects against drafts
- » FiberCore® sash stiles for maximum strength

Awning



- » Optional 1 $\frac{3}{8}$ " overall triple glazed insulated high performance glass package
- » Contoured external design and stepped internal and maximizes the beauty while minimizing the appearance of the frame and sash
- » Added security via two low-profile, locking handles which control a single point lock bar
- » Squareness ensured through adjustable hinge system
- » Dual weather-stripping system with compression and primary weather seals protects against drafts
- » One of the lowest air infiltration rates in the window industry



OPTIONAL
AWNING/
PICTURE OR
CASEMENT/
PICTURE
COMBINATIONS
PROVIDE
GENEROUS
VIEWING AREAS
WITH THE
ADDED BENEFIT
OF INCREASED
EFFICIENCY



Choose a perspective that naturally compliments your style

Bay



- » Designed with 3 lites, with side windows configured at 30° or 45° angles
- » High quality seatboards, headboards and side panels are manufactured from furniture grade 1 1/8" thick oak veneer plywood (versus typical 3/4" thick plywood)
- » An anti-water penetration system helps protect your home against unwanted water and moisture damage
- » Optional Pionite® laminates eliminate the need to paint or stain the Bay's interior, while providing easier maintenance and greater durability
- » Pionite® surface finishes include Painters White, Golden Oak, Provincial Oak, Brazilian Pecan or Colonial Cherry

Projected Frame



- » Custom sized Projected Frame windows can be built with virtually any type of window, any glass design, and color combination in order to give your room a beautiful view
- » High quality seatboards, headboards and side panels manufactured from furniture grade 1 1/4" thick oak veneer plywood versus typical 3/4" thick plywood
- » Optional Pionite® laminates, available in select woodgrain finishes or Painters White, eliminate the need to paint or stain the window's interior


Bow



- » Designed with 3, 4, 5 or 6 equal lites, all set at 10° angles, for versatile window design
- » High quality seatboards, headboards and side panels are manufactured from furniture grade 1 1/8" thick oak veneer plywood (versus typical 3/4" thick plywood)
- » Interior surfaces can be finished with optional, easy-care Pionite® laminates in Painters White, Golden Oak, Provincial Oak, Brazilian Pecan or Colonial Cherry to eliminate the need to paint or stain surfaces
- » Anti-water penetration system helps protect against water/moisture damage

Optional Pionite™ Laminates

FOR BAY, BOW, PROJECTED & GARDEN



Brazilian Pecan



Colonial Cherry



Provincial Oak

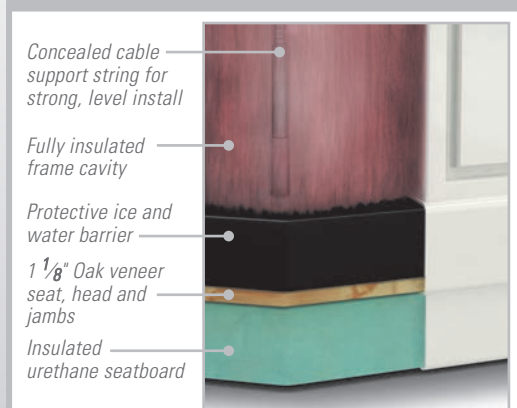


Golden Oak



Painters White

BAY & BOW INTERIOR STRUCTURE





Let your home make a **personal statement**

Shapes *Geometric & Specialty*

ADD A SPECIAL
TOUCH OF
CHARACTER
TO YOUR
HOME WITH
CUSTOM SHAPED
WINDOWS
CREATED BY
RESTORATIONS®



- » Can be configured with various, operational windows and/or patio doors
- » Standard geometric shapes include:
 - Full Circle
 - Circle Top
 - Circle Top with Extended Legs
 - Eyebrow
 - Eyebrow with Extended Legs
 - Octagon
 - Trapezoid
 - Pentagon
 - Quarter Round
 - Triangle
 - Architectural Single Hung
- » Sizes and shapes can be manufactured to custom specifications

Garden



- » Ideal window space for growing plants and flowers, or just show casing your collectibles
- » Easy to reach handle with two fully operational trapezoids for worry-free ventilation
- » Sashes that open away from your home
- » Adjustable height glass shelf is standard
- » Single or double insulated seat boards are available
- » Optional Pionite® laminate or DuPont™ Corian® seat boards are available





DRAMATIC

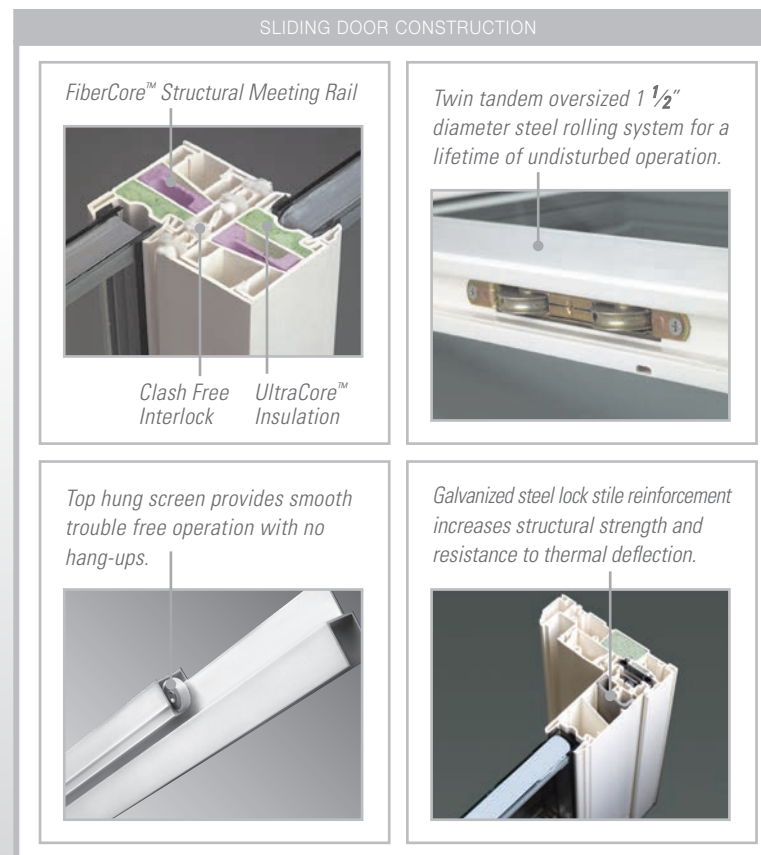
Create a warm and welcoming environment

Sliding Door

GET
PANORAMIC
VIEWS OF THE
OUTDOORS WITH
TRIPLE-PANEL
CONFIGURATIONS
UP TO 12' WIDE



- » Exclusive FiberCore+Plus™ construction provides the ultimate frame strength and durability
- » UltraCore® polyurethane insulation for superior efficiency
- » Optional ventilation/dead bolt foot-lock combination available for greater security
- » Exclusive Clash-Free Interlock for easy, unhampered operation
- » 1" Thick tempered safety glass, encased in an impressive, sculpted sash frame, offering security and beauty
- » Quad seal weather-stripping offers double protection over the industry standard
- » Oversized 1 1/2" diameter twin tandem steel rolling system, and top hung screen door provides a lifetime of effortless operation







Concealed, three-point locking system and keyed handle provides greater security

AIRY

Decorative options to add distinction

Add an elegant statement to your home by including one of our beautiful, handcrafted leaded glass designs or the beveled V-Groove glass styles. From Contemporary to Traditional, these wonderfully arranged designs are sure to make your home the envy of the neighborhood.


Designer Glass Styles




V-Groove Glass Styles



DESIGNER GLASS COLOR OPTIONS



DESIGNER GLASS PATTERN OPTIONS



Grids Between the Glass


Grids Between the Glass provide the traditional styling of window muntins while offering the easy maintenance of smooth glass surfaces. All Contour grids between the panes of glass are available in matching interior and exterior colors, so the color of the grids can always be coordinated with the color of your windows.



Standard Colonial



Georgian Colonial



Brass Pencil



Woodgrain Colonial



Simulated Divided Lites

Restorations@Simulated Divided Lites will help to maintain your home's classic character. You can have all the advantages of premium performing windows with thermally efficient insulating glass, plus the timeless beauty of grids on both the interior and exterior panes of glass. The spacer bar between the glass shadows the pattern of the grid to add to the architectural authenticity.



Simulated Meeting Rails

Casement windows are known for offering greater structural performance, industry-leading efficiency, smaller egress-appropriate unit sizes, and more viewing area — but with a somewhat plain appearance. Simulated Meeting Rails allow you to enjoy all the great features of a Casement or Awning window, while keeping the classic look of a Double Hung. Choose from an assortment of grid and meeting rail designs to make your Casement or Awning window match your home's style.



Design a window that truly represents your view to the world

With Restorations, it's not just about getting a new window. It's about creating a beautiful view you will enjoy for years to come. Choose the interior color or woodgrain finish that will best compliment your home's existing trim, or coordinate with our optional Madera™ Premium Interior Trim products for a whole room upgrade.



Interior Finish Options

The interior of your window can change the way your room feels. Consider warming your living space with elegant woodgrains, or go with the clean and classic look of Painter's White trim. Vinyl and woodgrain interior finishes come with a Lifetime Warranty.

Norwegian Maple Woodgrain



English Walnut Woodgrain



Golden Oak Woodgrain



Colonial Cherry Woodgrain



Provincial Oak Woodgrain



Painter's White



Brazilian Pecan Woodgrain



Tan



Available Hardware Finishes

DOUBLE HUNG, SINGLE HUNG AND SLIDER WINDOWS

STANDARD	ARCHITECTURAL
 White	 Oil-Rubbed Bronze
 Tan	 Brushed Nickel
 Pontiac Gold	 Antique Brass

CASEMENT AND AWNING WINDOWS

STANDARD	ARCHITECTURAL
 White	 Oil-Rubbed Bronze
 Tan	 Brushed Nickel
 Pontiac Gold	 Antique Brass

Please note, printed images may vary from exact product colors and finishes. Please see your authorized dealer for exact color and finish samples.

Madera™ Premium Interior Trim

Before you consider your window replacement project complete, take a good look at the interior trim or drywall around them. Chances are, you'll see signs of wear like scratches, stains, color fading or water damage. With Madera™ Premium Interior Trim, you can completely transform your new windows to a beautifully finished look. Plus, replacing your old trim insures that the entire opening is properly insulated.

Madera™ is made from furniture quality oak or maple and comes pre-finished and pre-assembled for a faster, less messy installation than traditional trim options.

Madera™ Premium Interior Trim can be ordered in one of our standard stain colors, Painter's White, or it can be manufactured in a primed or unfinished surface to allow custom finishing to match your decor. Then, select the casing profile in picture frame or stool and apron, to showcase your home's unique style.

CASING STYLES




Colonial in Stool and Apron



Flat with Backband in Stool and Apron



Flat in Stool and Apron



Ranch in Picture Frame

CASING PROFILES



Flat with Backband Profile



Flat Profile




Colonial Profile



Ranch Profile

Finish Options



Brazilian Pecan



English Walnut



Colonial Cherry




Provincial Oak



Golden Oak



Norwegian Maple



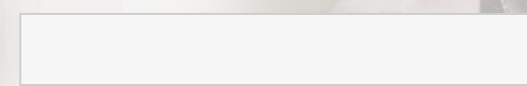
Painter's White



Unfinished Oak



Unfinished Maple



Primed

Remember your home's exterior for a complete update

Brickmould Profiles



Replacing your windows and leaving the aging, wooden brickmould can leave your home looking worn and dated. Restorations® vinyl brickmould options are a long-lasting, low-maintenance way to enhance the beauty and curb appeal of your home.

Restorations® offers multiple brickmould profiles to provide a more traditional brickmould application to your home without having exposed fasteners for a clean, crisp appearance on the exterior.

Brickmould applications are available from 1" to 2 1/4" in a sloped "picture-frame" configuration for water drainage and maintenance freedom. For a more traditional look, our 2" milled brickmould profile is available in a sill nose configuration.

BRICKMOULD PROFILE OPTIONS



1" Flat brickmould profile provides a contemporary style to an existing wood application. The profile has an 11/16" cut-back/extension beyond the frame.



1 1/2" Contoured brickmould profile lends a modern flair to an existing wood application. The profile has a 1 1/4" extension (or cut-back) outside the frame.



2" Contoured brickmould profile adds traditional style to an existing wood application. The profile has a 1 1/2" cutback/extension beyond the frame.*



2 1/4" Contoured brickmould profile imparts a modern style to an existing wood application. The profile has a 2" extension (or cut-back) outside the frame.

**Some angle/curve limitations may apply.*



Full Frame Replacement

Additionally, if your home has both frame and sash problems needing to be addressed and replaced, Restorations® has an optional system solution available. Restore structural integrity and architectural beauty with our Full Frame Replacement System, and rest in the comfort of knowing that your replacement windows are maximized for energy efficiency.



Old windows that have significant decay may be the perfect candidates for a Full Frame Replacement System, shown here.

Exterior Color Options

Give your curb appeal a boost while expressing your home's style inside and out. Choose from four colored capstock (C) options, seventeen standard paint colors, or specify a custom paint color that coordinates best with other exterior elements. Painted finishes are covered by a 20 year warranty on cracking, peeling and blistering; 10 years on fading.



Antique Red



Royal Brown




Maize



Vintage Linen



Mystic Gray




Forest Green



Black




Pebble




Iron Ore



Sable




Antique Brown



Commercial Brown



Slate



Earthtone (C)



Sandstone (C)



Tan (C)



Painter's White (C)



Custom Paint Colors Available

Standard Exterior Colors are available in Paint (P) or Vinyl Capstock (C).

Since exterior painted colors have a textured finish, mixing painted units on the same order with capstock units is not recommended. Please note, colors shown here may vary from actual finishes due to the printing process of this brochure.

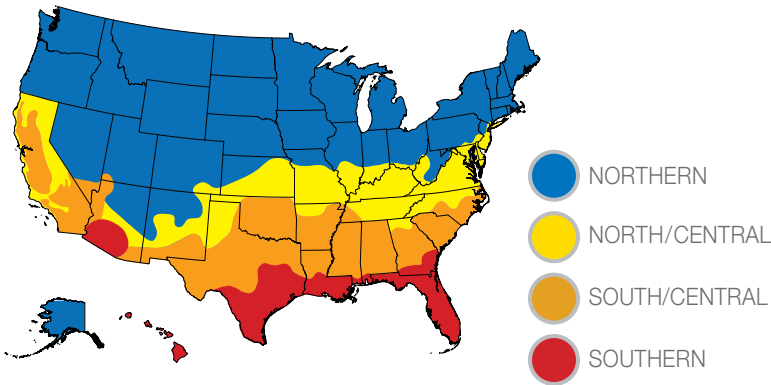
VIBRANT

Comfort for where you live

Most window manufacturers utilize the same type of insulated glass in all the windows they produce, regardless of whether the windows are installed in the cold north or the hot south. **RESTORATIONS® WINDOWS FEATURE LATITUDE GLASS, A SERIES OF HIGH-PERFORMANCE GLASS SYSTEMS** engineered to provide maximum thermal efficiency and comfort in the particular region of the country where you live.

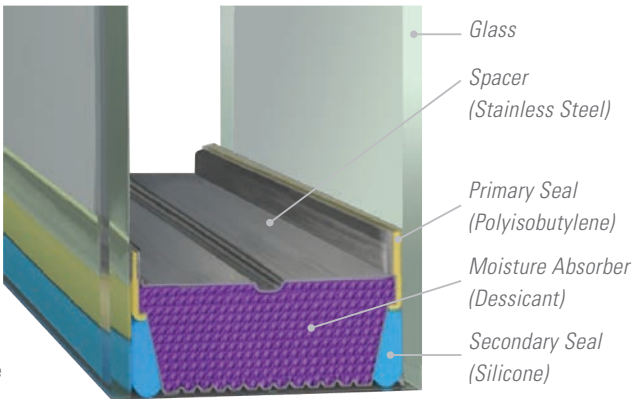
All OLatitude insulated glass systems are licensed and certified in accordance with the NFRC Certification Program. Please consult with your Authorized Restorations® Dealer to select which system will be best for your home.

ENERGY STAR Zone Certified



ENERGY STAR (www.energystar.gov) is a United States Government supported program dedicated to helping consumers protect the environment through the investment in energy efficient products. Restorations® windows exceed ENERGY STAR's performance guidelines for every climate zone in the country.


XLEDGE™ GLAZING SYSTEM



Built To Last

Occasionally, typical insulated glass units can develop moisture between the panes – an expensive and time-consuming issue to remedy.

To prevent this, Restorations® windows utilize the XLEdge™ Glazing System which features a double-sealed system (unlike competitor's single seal systems), and a warm edge, structurally sound stainless steel spacer system. This means that, when tested under accelerated weather conditions, Restorations® glass systems outlast the competition.



Passive U

A $\frac{7}{8}$ " overall dual glazed insulated glass unit featuring our exclusive Passive U glass, the XLEdge™ spacer system, and an air space filled with high density argon gas. The Passive U coating structure is composed of six layers of high performance reflective metallic shields.

Also available: Passive U², featuring Interior Low-E.

Window Type	Passive U (P2100a)	
	U-Factor	SHGC
Double Hung	0.29	0.49
Casement	0.27	0.45

Window Type	Passive U ² (P2210a)	
	U-Factor	SHGC
Double Hung	0.25	0.48
Casement	0.23	0.44

Ultra U Plus

A $\frac{7}{8}$ " overall dual glazed insulated glass unit featuring our exclusive Ultra U Plus glass, the XLEdge™ spacer system, and an air space filled with high density argon gas. The Ultra U Plus coating structure is composed of eight layers of high performance reflective metallic shields.

Also available: Ultra U Plus², featuring Interior Low-E.

Window Type	Ultra U Plus (N2100a)	
	U-Factor	SHGC
Double Hung	0.28	0.28
Casement	0.27	0.26

Window Type	Ultra U Plus ² (N2210a)	
	U-Factor	SHGC
Double Hung	0.24	0.28
Casement	0.23	0.26

Omega 12

A $\frac{7}{8}$ " overall dual glazed insulated glass unit featuring our exclusive Omega 12 glass, the XLEdge™ spacer system, and an air space filled with high density argon gas. The Omega 12 coating structure is composed of twelve layers of high performance reflective metallic shields.

Also available: Omega 12², featuring Interior Low-E.

Window Type	Omega 12 (S2100a)	
	U-Factor	SHGC
Double Hung	0.28	0.21
Casement	0.26	0.19

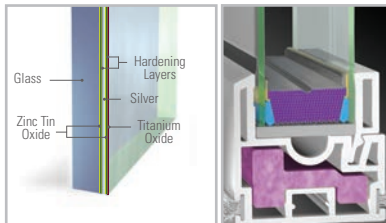
Window Type	Omega 12 ² (S2210a)	
	U-Factor	SHGC
Double Hung	0.24	0.21
Casement	0.22	0.19



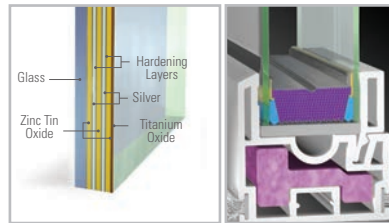
PASSIVE U

ULTRA U PLUS

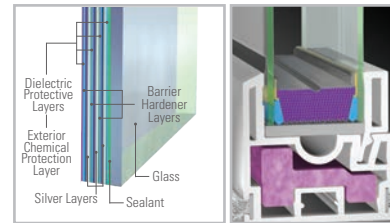
OMEGA 12



6 Layer Glass



8 Layer Glass



12 Layer Glass

AR90

A $\frac{7}{8}$ " overall triple glazed insulated glass unit made up of two panes of Ultra U Plus glass (each of which is composed of eight layers of high performance reflective metallic shields) and one pane of clear glass. Complete with the XLEdge™ spacer system and two chambers filled with high density argon gas.

Also available: AR90², featuring Interior Low-E.

Window Type	AR90 (N3200a)	
	U-Factor	SHGC
Double Hung	0.22	0.22
Casement	0.21	0.20

Window Type	AR90 ² (N3310a)	
	U-Factor	SHGC
Double Hung	0.20	0.22
Casement	0.19	0.20

KR90



A $\frac{7}{8}$ " overall triple glazed insulated glass unit made up of two panes of Ultra U Plus glass (each of which is composed of eight layers of high performance reflective metallic shields) and one pane of clear glass. Complete with the XLEdge™ spacer system and two chambers filled with high density krypton gas.

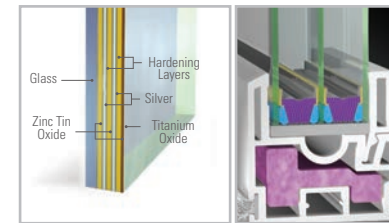
Also available: KR90², featuring Interior Low-E.

Window Type	KR90 (N3200k)	
	U-Factor	SHGC
Double Hung	0.18	0.22
Casement	0.17	0.20

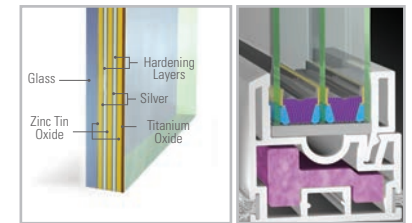
Window Type	KR90 ² (N3310k)	
	U-Factor	SHGC
Double Hung	0.17	0.16
Casement	0.22	0.20

AR90

KR90



16 Combined Layer Glass



16 Combined Layer Glass

ENERGY STAR is more than just a label awarded for energy efficiency. It is a partnership among government, businesses, and consumers, designed to protect the environment for future generations. The **ENERGY STAR Most Efficient** designation identifies products that represent the leading edge in energy efficient among those that qualify for the ENERGY STAR program.

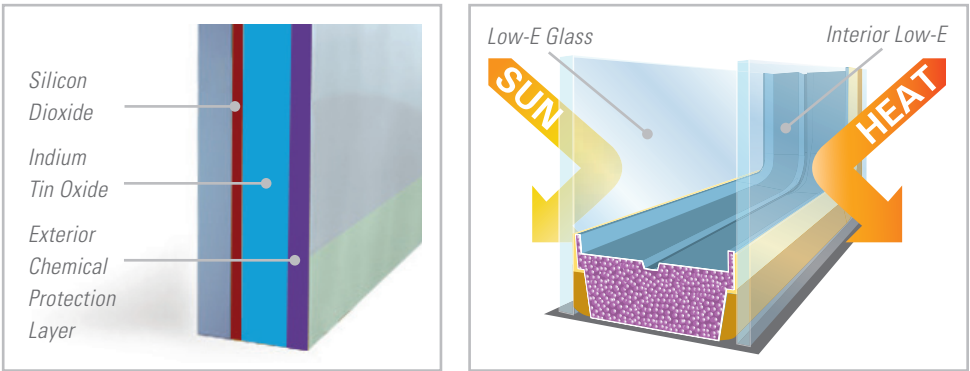


Most Efficient
2016
www.energystar.gov

Glass package options for superior performance

Interior Low-E Coatings

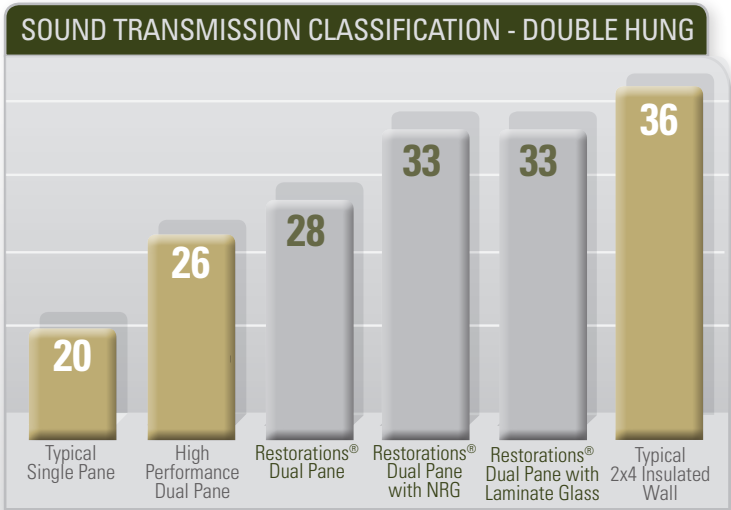
Similar to what is used on premium cell phones and tablets, Restoration's optional Interior Low-E coatings are scratch resistant, long lasting and they reflect your home's heat back into the room. Superior thermal performance is delivered using argon or krypton filled cavities and innovative glass coatings. This combination outperforms conventional windows to keep your home comfortable at any temperature.



Interior Low-E is applied to the roomside surface of the window to help prevent heat from escaping from the house. This option is primarily beneficial in climate zones where insulation (U-Factor) is the primary concern. Interior Low-E coating is available together with N Series or P Series glass systems.



Noise Reduction Glass



Sound reduction in windows and doors is tested and most commonly rated for comparison using a Sound Transmission Class (STC) rating. The higher the STC value the greater the noise reduction performance. Restorations® windows are tested and rated to ASTM E(90) for Sound Transmission (test sizes per ASTM E1425). STC ratings will vary by product type. Data compiled from stcratings.com

The world around us is filled with unwanted sounds, such as barking dogs, loud conversations, lawn mowers, and traffic noise. These sounds can travel into your home through or around windows and doors, disrupting your peace and quiet. Restorations® offers the Noise Reduction Glass (NRG) option that not only provides superior energy performance, but noise reduction as well — at a fraction of the cost of traditional sound abatement options.

Changes in STC Rating	Changes in Apparent Loudness
+/- 1	Almost imperceptible
+/- 3	Just perceptible
+/- 5	Clearly noticeable
+/- 10	Twice (or half) as loud

Other key factors in sound reduction are air tight construction and proper installation. Restorations® windows have some of the industry's lowest air infiltration values. Our triple weather-strip barrier provides 50% more weather-stripping than other windows, Eliminating cold drafts and reducing unwanted whistling sounds from poorly sealed windows. Also, Restorations® offers polyfoam wrap to insulate between the window frame and the existing wall, further reducing drafts and noise; and Restorations® offers Installation training for our products to ensure proper, air-tight installation.

Understanding glass ratings

The National Fenestration Rating Council (NFRC) and ENERGY STAR programs have established standards and requirements that help homeowners select the best windows and doors for their homes. Products are independently tested, certified and labeled with standardized codes so you can be confident they will perform as advertised.

NFRC and ENERGY STAR evaluate and certify windows based on five efficiency criteria:



U-FACTOR measures how well the window prevents heat from entering or escaping the home. Windows with a lower U-Factor provide better insulation. U-Factor is important wherever you live, but is a primary concern for homes in colder climates.



SOLAR HEAT GAIN COEFFICIENT (SHGC) measures how much heat from the sun is blocked. Lower numbers identify windows that reflect more heat. This is particularly important during the summer in hot Southern climates.



VISIBLE TRANSMITTANCE (VT) measures how much light comes through the whole window. Ranging from 0 to 1, windows with higher numbers allow more light into the home.



CONDENSATION RESISTANCE (CR) measures how well the window resists the formation of condensation on the inside of the window. The higher the number, the better the window is able to resist condensation.

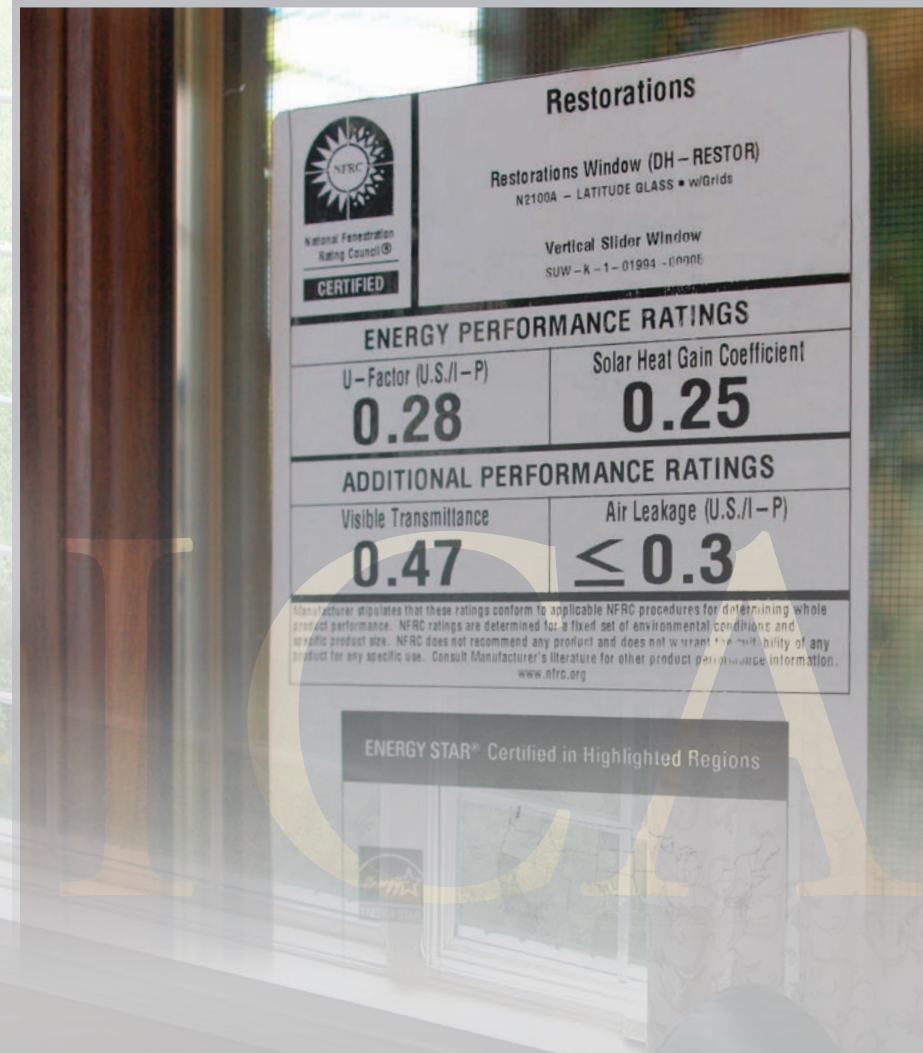


AIR INFILTRATION measures how much outside air comes into the home through a closed window. The lower the air leakage number, the lower the potential for draft through the window.

NFRC Label

Many manufacturers make claims regarding product performance, but they may not provide you with the actual printed copy of the National Fenestration Rating Council (NFRC) label. Without the label, there's no guarantee as to how or where the products were tested. With Restorations® windows, we've invested time and money to provide consumers certified performance data so you can be certain our products will perform for you.

Ratings shown here are for a Restorations® Double Hung with Grids using the Ultra U Plus glass package option.



Advanced technology and superior performance

Many window manufacturers share their air infiltration rates, but what do these numbers really mean to a homeowner?

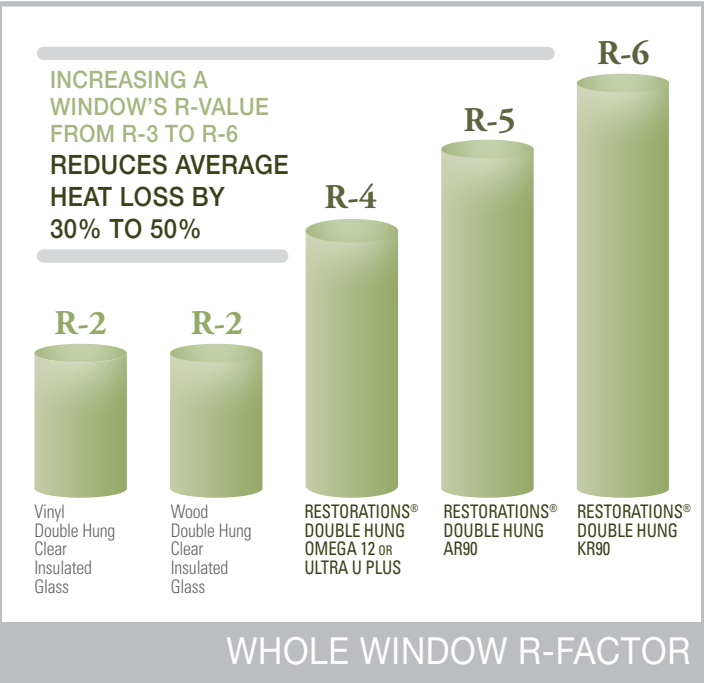
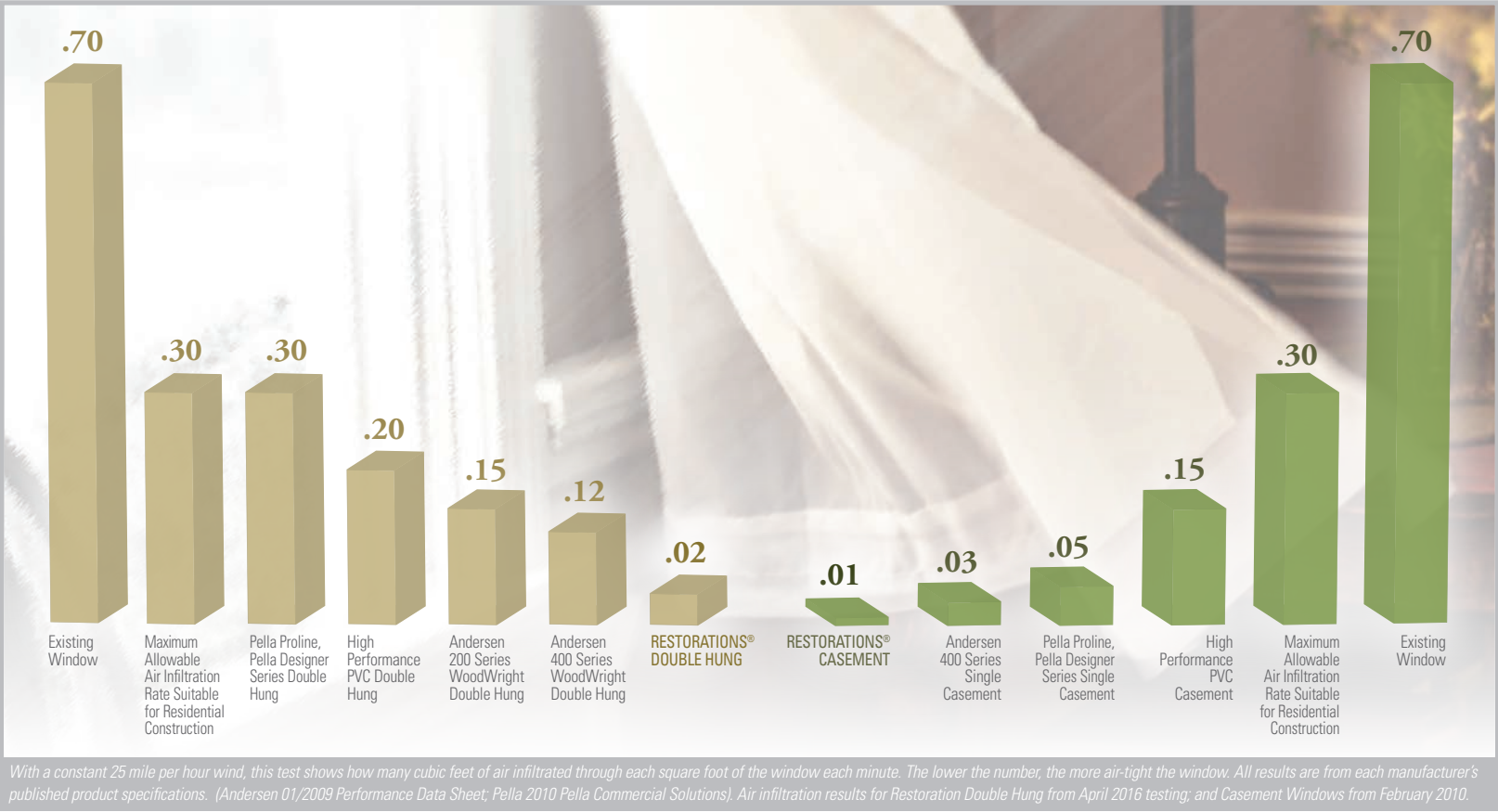
Air infiltration causes drafts and temperature differences within a room, which frequently force homeowners to set the thermostat higher or lower than should be necessary to maintain the desired temperature.

If a window has a high air infiltration rate, the harder an HVAC system will need to work to keep the home at a comfortable temperature.

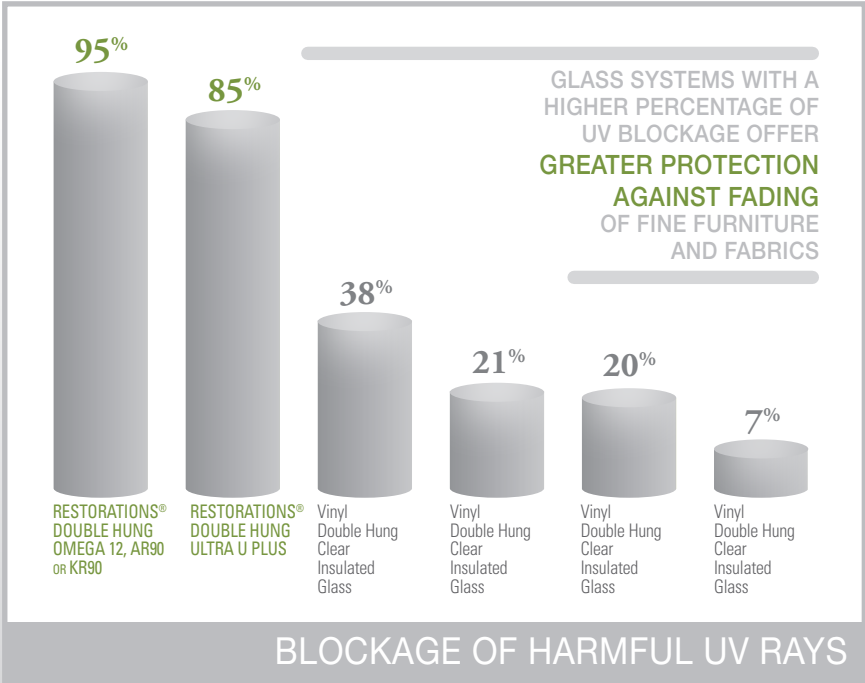
A WINDOW WITH A LOWER AIR INFILTRATION RATE TRANSLATES INTO GREATER HVAC EFFICIENCY AND GREATER COST SAVINGS TO THE HOMEOWNER.

Restorations® windows are engineered to provide some of the lowest air infiltration rates in the industry, as well as some of the greatest insulation ratings (R-Factor) to insure maximum efficiency.

Air Infiltration Rates



Highly-insulated windows with a whole-window R-Value of 5 are the top tier of energy efficient windows for cold and mixed climates available today.



All visible light can cause damage to fabrics and furniture. However, ultraviolet (UVA and UVB) rays are to blame for up to 45% of the fading, discoloration and damage of textiles and upholstery in a home.



CRAFTSMANSHIP TO LAST A LIFETIME

SunBlinds® Between-The-Glass Blinds

PetScreen® Durable Screening

OptiView™ High-Visibility Screening

SolarClean™ Self-Cleaning Glass

Window Structure and Design

Lifetime Non-Prorated Transferable Warranty

SKILLED

Options that lend style and convenience


Restorations® takes the custom styling of your windows goes beyond the appearance. Innovative options, such as blinds between the glass, durable screening and self-cleaning glass, are meant to enhance your lifestyle and increase the intrinsic value of your new windows.






SunBlinds®

Exclusively from Restorations® windows, SunBlinds® are The Blinds You Never Clean! These adjustable mini blinds are actually sealed between the panes of glass, offering less maintenance with more style. SunBlinds® are available in five distinctive slat colors and two beautiful styles, Tilt-Only and Lift & Tilt, to complement our array of traditional window styles.

**Not available on Tilt-Only Casement and Awning SunBlinds.*



PetScreen® is an option available on all Restorations® windows and patio doors.



OptiView™ is standard on all Restorations® windows; optional for patio doors.



SolarClean™ is available for all Restorations® windows and patio doors.







Our exclusive, patented, magnetically controlled Tilt-Only blind operator on Casement and Awning windows allows for operation of the blind without removing the screen.




What's on the inside provides the great view of the outside



FiberCore™ Structural Technology

Strands of reinforced glass fibers are soaked in resins, then pulled through heated dies to create FiberCore™, which is married to an exterior PVC surface, and fusion welded at the window corners.



FiberCore™ Fiberglass Structural Technology increases the strength and durability of Restorations® windows making them nine times stronger than other vinyl windows. And by combining the strength of fiberglass with vinyl's easy maintenance, Restorations® windows are guaranteed not to bow or flex, no matter how extreme the temperature gets.

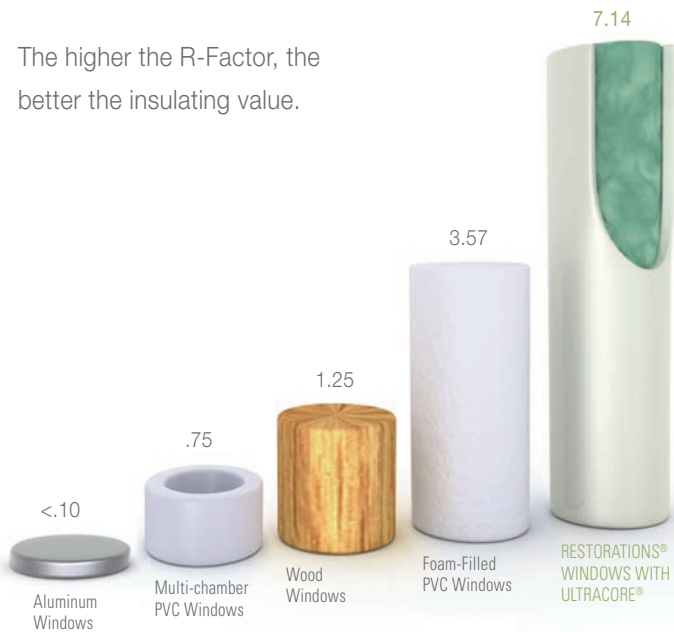
New windows are an important, long-term investment. Homeowners want energy efficiency along with comfort and value in their replacement windows. Restorations® windows with UltraCore® polyurethane insulation are the most energy efficient choice — better than aluminum, wood or hollow vinyl, which makes them a good value now and in the future.



UltraCore® works like the insulation used in a cooler, thermos or refrigerator — helping to retain internal temperatures. In addition, UltraCore® helps to prevent condensation that can lead to unsightly mold and damage window sills.

R-Factor – Frame Materials (per lineal inch)

The higher the R-Factor, the better the insulating value.




Beauty, elegance, satisfaction and peace of mind

We stand behind our window
and the installation with our

**OUR NARROW
LINE WINDOW
DESIGN OFFERS
LIFETIME
NON-PRORATED
TRANSFERABLE
WARRANTY**

covering everything from
corner welding on the frame
and sashes, to hardware
components, to glass
breakage.



The Restorations® logo is placed on every window so homeowners can easily identify who to contact in case there is ever an issue.



200 Enterprise Drive | Temperance, MI 48182-9500 | www.restorationswindows.com